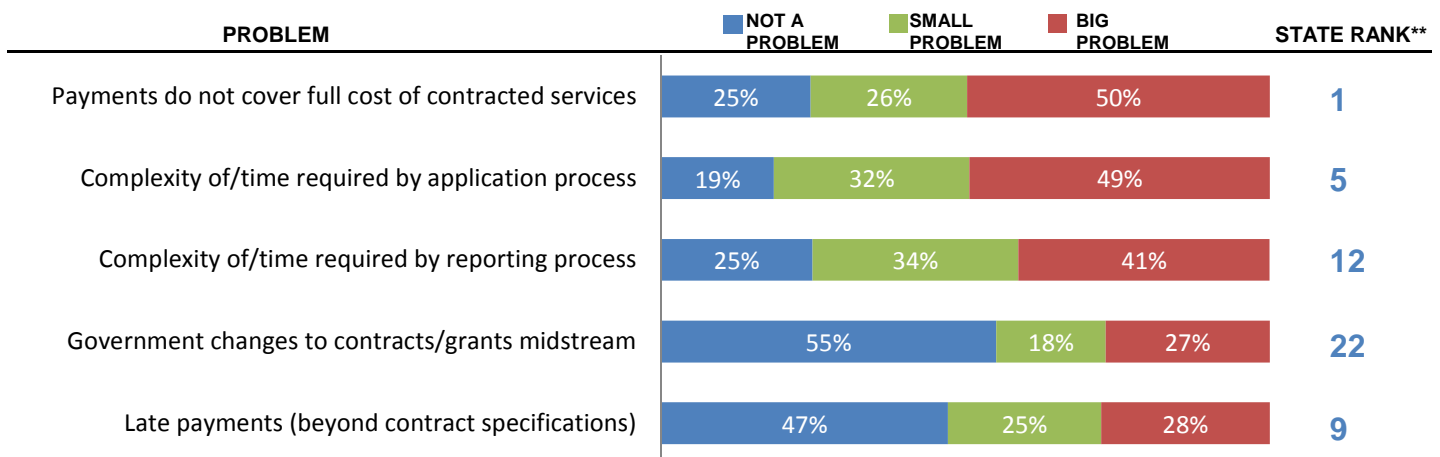


## Nonprofit-Government Contracts and Grants\*

### 2012 Government Experience Compared to Previous Year



### Problems with Government Contracts and Grants



### Nonprofits Reporting Limitations on Full Costs in Government Contracts and Grants

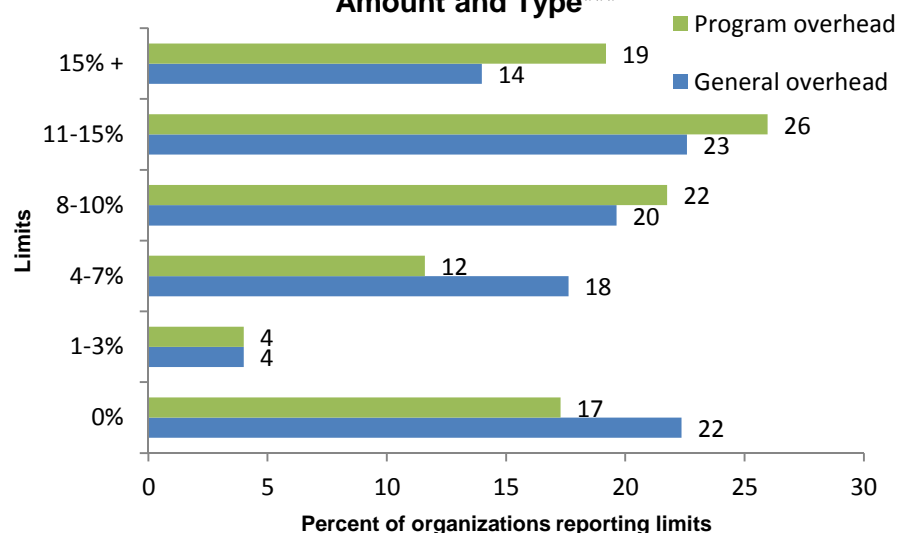
Percent of nonprofits reporting limits on program administrative/ overhead  
**55%**

Percent of nonprofits reporting limits on general administrative/ overhead  
**61%**

Contracts require matching or sharing costs  
**22%**

Grants require matching or sharing costs  
**66%**

#### Organizations Reporting Overhead Limits, by Limit Amount and Type\*\*\*



# New Jersey

Survey Results (2012 Data)

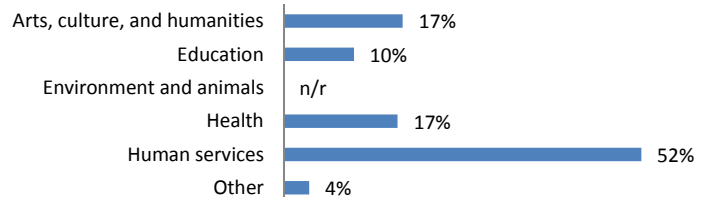
Center on Nonprofits and Philanthropy

## Overview of Nonprofit Contractors and Grantees

**Nonprofits with government contracts and grants** **1,622**

**Million dollars in contracts and grants** **\$6,728**

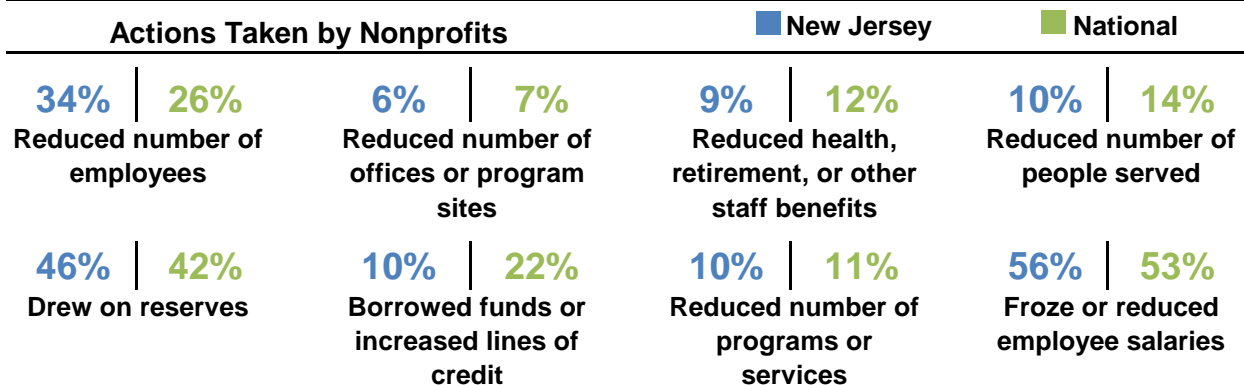
### Types of Organizations



### Average number of Government Agencies Nonprofits Worked with in 2012

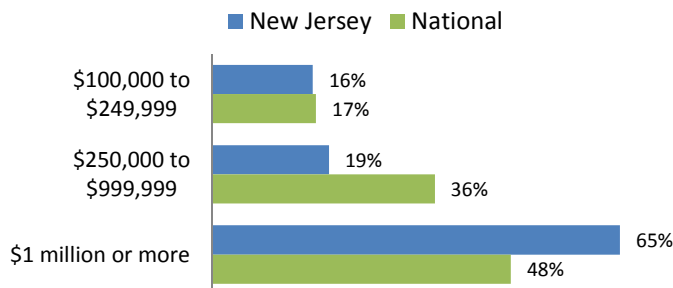


### Actions Taken by Nonprofits

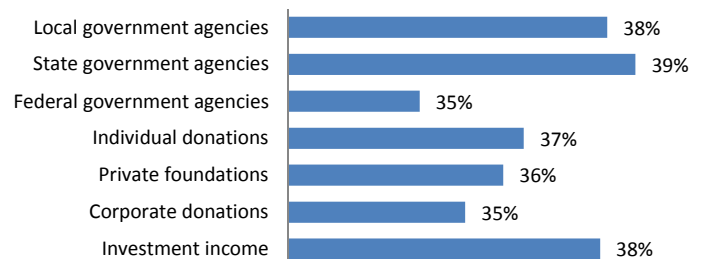


## Financial Status of Nonprofits with Government Contracts and Grants

### Expenditure Size of Nonprofits with Deficits



### New Jersey Nonprofits Experiencing Declines in Revenue from



Source: Urban Institute, National Survey of Nonprofit-Government Contracts and Grants (2013).

\* Data reported are based on a national survey of 501(c)(3) public charities with expenses of \$100,000 or more. Hospitals and higher education as well as nonprofits not likely to have government contracts and grants were excluded from the sample. Analysis is limited to nonprofits reporting government contracts or grants. See Methodology section for more details on response rate and data weights.

\*\*State rankings: 1=highest percentage of nonprofits reporting problem; 51=lowest percentage of nonprofits reporting problem. See appendix for more details.

\*\*\*Organizational overhead or administrative expenses include costs associated with the organization as a whole that cannot be attributed to a program (such as utilities, accounting staff, or a receptionist). Program overhead or administrative expenses refer to administrative expenses directly related to programs and services (that is, program administration, such as computer use, copying, rent, and telephone use).

n/r= Data not reported or too few respondents answered the question.

Note: Percentages may not sum to 100 because of rounding. The full report on the national survey is available at [www.urban.org/publications/412962.html](http://www.urban.org/publications/412962.html).