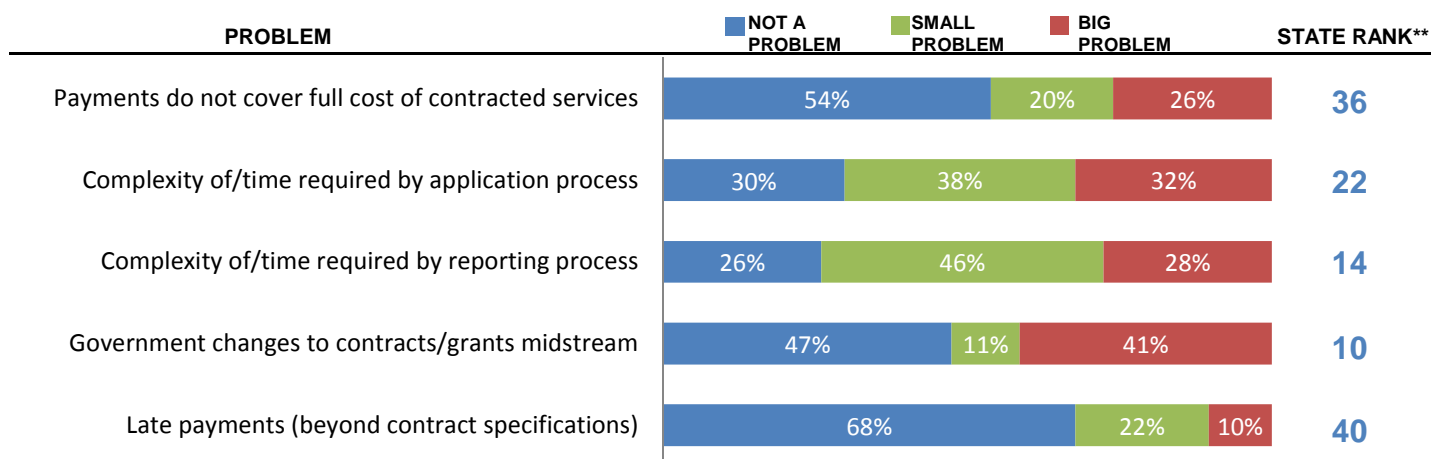


Nonprofit-Government Contracts and Grants*

2012 Government Experience Compared to Previous Year



Problems with Government Contracts and Grants



Nonprofits Reporting Limitations on Full Costs in Government Contracts and Grants

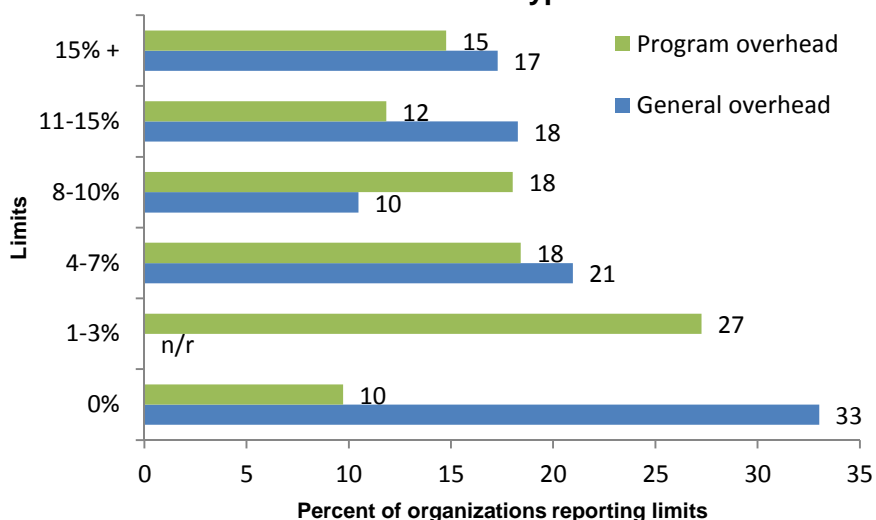
Percent of nonprofits reporting limits on program administrative/ overhead
46%

Percent of nonprofits reporting limits on general administrative/ overhead
52%

Contracts require matching or sharing costs
16%

Grants require matching or sharing costs
66%

Organizations Reporting Overhead Limits, by Limit Amount and Type***



Overview of Nonprofit Contractors and Grantees

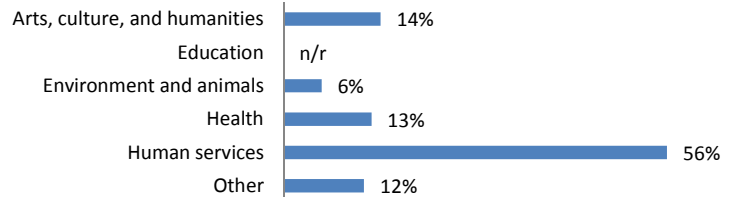
Nonprofits with government contracts and grants

568

Million dollars in contracts and grants

\$1,330

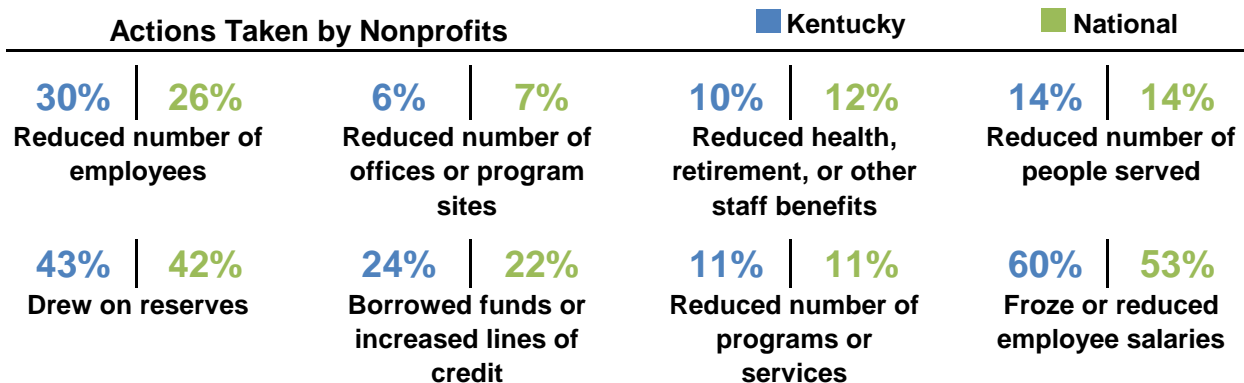
Types of Organizations



Average number of Government Agencies Nonprofits Worked with in 2012

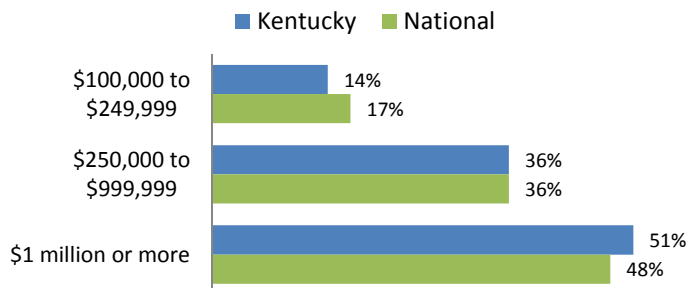


Actions Taken by Nonprofits

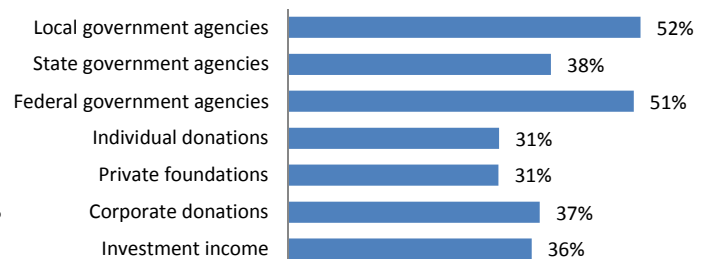


Financial Status of Nonprofits with Government Contracts and Grants

Expenditure Size of Nonprofits with Deficits



Kentucky Nonprofits Experiencing Declines in Revenue from



Source: Urban Institute, National Survey of Nonprofit-Government Contracts and Grants (2013).

* Data reported are based on a national survey of 501(c)(3) public charities with expenses of \$100,000 or more. Hospitals and higher education as well as nonprofits not likely to have government contracts and grants were excluded from the sample. Analysis is limited to nonprofits reporting government contracts or grants. See Methodology section for more details on response rate and data weights.

**State rankings: 1=highest percentage of nonprofits reporting problem; 51=lowest percentage of nonprofits reporting problem. See appendix for more details.

***Organizational overhead or administrative expenses include costs associated with the organization as a whole that cannot be attributed to a program (such as utilities, accounting staff, or a receptionist). Program overhead or administrative expenses refer to administrative expenses directly related to programs and services (that is, program administration, such as computer use, copying, rent, and telephone use).

n/r= Data not reported or too few respondents answered the question.

Note: Percentages may not sum to 100 because of rounding. The full report on the national survey is available at www.urban.org/publications/412962.html.